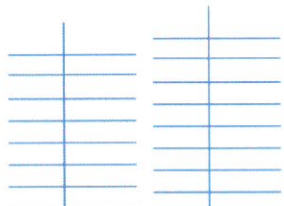
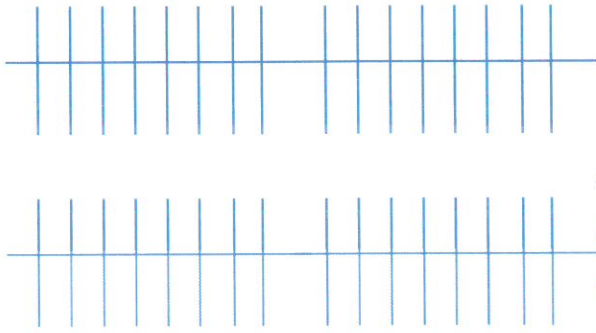
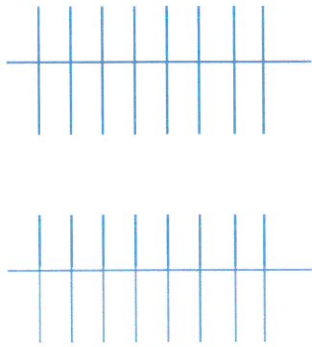


**A.M. CARPOOL  
ARRIVAL**

St. Joseph Church

Herndon Rec Center

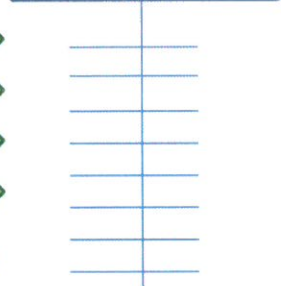


St. Joseph School

Peachtree St



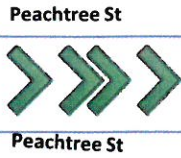
Peachtree St





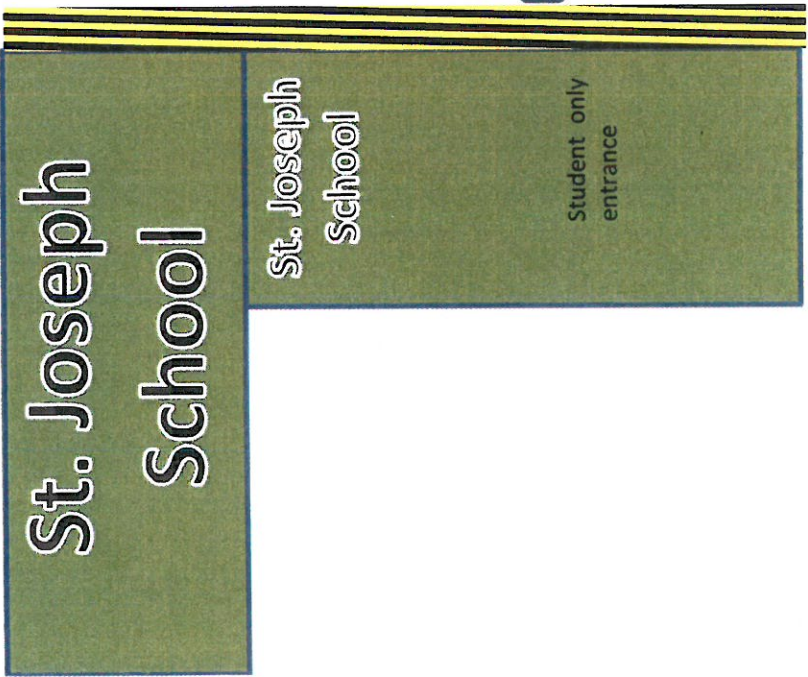

**P.M. CARPOOL  
DISMISSAL**

**Dismissal Carpool Procedure**

- 1) Enter St. Joseph School Property at Peachtree Street
- 2) Proceed to CAR or VAN lane.
- 3) **TURN OFF ENGINE.** Please remain in your vehicle
- 4) Students exit building and proceed to their vehicles. **\*\*Vehicles are stopped in the second carpool lanes once the students begin to exit the building.**
- 5) Faculty will sweep lanes, ensuring all students are in their vehicles. When the signal is given, engines may be turned on.
- 6) As directed by a faculty member, first carpool proceeds out of the parking lot via Franciscan Way
- 7) Second Carpool is directed into vacated car lanes. Please turn off your engines, students will proceed to their cars when directed. Once first carpool has exited the parking lot, second carpool exits.



2<sup>nd</sup> Carpool Lanes



CAR LANES

VAN/SUV LANES

